



Term 2 | Week 4 | May 2022

PRINCIPAL'S MESSAGE



What a great day we had for our Feast Day!

It was terrific to celebrate with Mass and then the Colour Run. Having the Community gather together is fantastic and a huge thank you to the parents who came along on the day - a 'special' thank you to those who 'attacked' me!!!

At our Liturgy, I spoke to the children about how St Brendan is known as St Brendan the Navigator and how at times we need to 'navigate' difficult situations. I encouraged the children during these times to talk to God, pray to Him and trust in Him just as St Brendan did when navigating uncharted waters.

Sorry for the delay with this NETMA. At times this week, we have been understaffed and my appreciation goes to all at St Brendan's for going that 'extra mile' to ensure our children continue to grow.

We have just been informed that Industrial action will take place on Friday, 27 May. I will keep you informed on how this will affect our School in the next couple of days.

Have a great fortnight,
Craig McNee
Principal



RELIGIOUS EDUCATION

ST BRENDAN'S FEAST DAY

On Monday we celebrated the Feast Day of our Patron Saint, St Brendan the Navigator. St Brendan travelled to spread the Good News to others. He had an exciting life on the seas. As a school, we came together to celebrate Mass with Father Baby and later in the day held a Colour Run. It was delightful to see how much the children, parents and staff enjoyed themselves. Thank you to all the parents who volunteered on the day - we could not have done it without you!

PROJECT COMPASSION

We are overwhelmed by your generosity in donations to Project Compassion. We have tallied the proceeds in the collection boxes and are humbled to announce we have raised \$389.35. Caritas Australia directs these proceeds to support a range of needs and social justice issues in Australia and worldwide. We are truly thankful for your support.

CHILDREN'S LITURGY

Just a reminder that we are running Children's Liturgy at the 5 pm Saturday Vigil Masses at St Brendan's Church. These sessions will be facilitated by either Miss Foskett, Mrs Fletcher, Mrs McDonnell or Mrs Jo Spek. We would love to see you there, especially if your child is making their First Eucharist this Term.

FIRST EUCHARIST

We keep in our prayers those students in our Parish who are journeying towards receiving Jesus in the Sacrament of First Eucharist. May God guide them towards receiving his greatest gift, Himself.

FAMILY MASS

We will be celebrating a Whole School Family Mass with the Parish on Saturday, 4 June 2022 at the Saturday 5 pm Vigil Mass. We would love as many families as possible to join us for the Mass which celebrates Pentecost, the gift of the Holy Spirit.

Are you interested in becoming a Catechist?

Do you enjoy working with children? Toukley/Lake Munmorah Parish are in urgent need of five new Catechists in the Parish, to teach Catholic scripture in local public schools. You can either lead a class or be a helper for one of our current Catechists. Classes run once a week for approx. 30 minutes.

If you've ever considered this rewarding Ministry, please speak with Fr Tomy or Fr Baby after Mass or contact the Parish Office for more information at toukleyparish@bbcatholic.org.au or ph 4396 4455.

Training & support provided. We'd love to hear from you!

THE COMMUNITY COTTAGE



Has your child been struggling with emotions?

Have you seen an increase in tantrums or big emotions?

Does your child express their emotions?

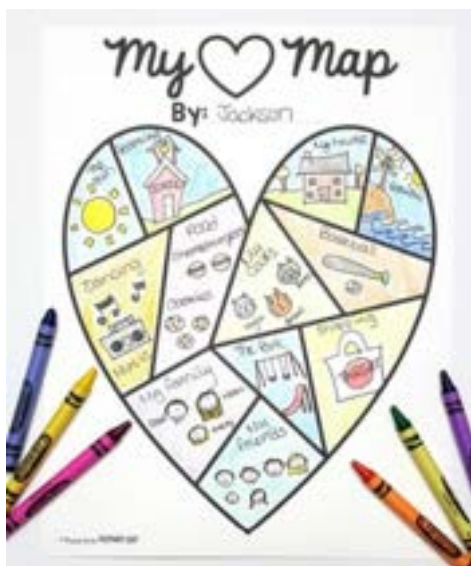
Is your child struggling to bounce back from a strong emotional situation?

Are you seeing different behaviours in your child?

It's never too early to teach your child about emotions. By learning about emotions and feelings, children are better able to use words to express how they are feeling rather than acting out. Social-emotional learning is important for young people. Children tend to learn things quickly and naturally. They learn through watching others and seeing how they respond and then mimicking those responses.

Some tips and ideas to help children learn about emotions:

- Express emotions by speaking clearly and using appropriate language
- Explain how you are feeling by using words appropriate to their level and age. Try using books and stories to help do this
- Each morning try to spend 5 minutes modelling different kinds of emotions through facial expressions and body language. Help teach your child to identify emotions in others
- Teach your children to use I feel...statements, this helps to teach them conflict resolution skills
- Teach your child emotional rights, it is important that they understand and can assert their rights when it comes to emotions, this helps with boundaries



- Children learn to embrace emotions when they understand that it is ok to feel the way they do
- Help your child express their emotions appropriately, journaling might be a useful tool for them to express how they feel
- Encourage a positive mindset. Teach them positive self-talk. Practice mindfulness strategies, there are many useful apps and videos on YouTube. Do a "My love map" with your child where you both draw things in a heart shape that you love
- Play is important for all areas of children's development, including emotional development. Ideas could include drawing, reading, messy plans, or pretend play.

If you are facing challenges, feeling stressed, struggling with self-care or just need to talk to someone please reach out to [The Community Cottage](https://www.thecommunitycottage.co.uk).

SPORT NEWS

Diocesan Cross Country

Congratulations Rain R, Zach M and Archie A who qualified for the Diocesan Cross Country next week at Galston Gorge. We wish them all the best and know they will represent our School proudly.

LIBRARY NEWS



If your child is going to purchase a bag of books they will need to bring a labelled bag and \$2.00.

If your child will only purchase one or two books a bag is not important.

It would be helpful if the children had the correct money or multiples of 20 cents.

HIGHER ABILITY and GIFTED LEARNERS



1 Red

To extend students in their writing we have been using conjunctions to add ideas to our sentences, making them more complex and interesting. This also encourages students to expand their thinking and add detail to their writing to engage their audience. Students are also being extended by identifying parts of speech, such as verbs, nouns and adjectives within sentences.



2 Red

For mathematics in 2 Red, we are learning how to expand our mathematical thinking by using a range of strategies to solve addition problems. A strategy we have been learning to use is the formal written algorithm. The work sample below shows the learner's knowledge being extended through the incorporation of regrouping.



STUDENT ACHIEVEMENT

This week marks the third week of our school wide focus on Narrative Writing through the Seven Steps. In this short period of time, we have witnessed our students not only produce fantastic pieces of writing, but engage in lessons with eagerness and enthusiasm. Having our families discuss writing ideas and topics through the Big Talk each week is proving to be extremely beneficial, with our students arriving at school on a Friday morning excited about the opportunity to engage in their weekly Big Write. Attached are our parent tips for Step 2: Sizzling Starts and Step 3: Tightening Tension. We encourage you to have a conversation with your child about these writing strategies to continue fostering the connection between home and the classroom.

STEP 2: *sizzling starts*

Seven Steps Writing Tips for Families

what is it?

Children often start their stories at the beginning of the day, the start of the week or even the first day of the school holidays. We want to encourage them to start where the action is or at a moment of change. We call this technique 'Sizzling Starts'.

Writer's have approximately 7 seconds to capture the reader's attention. We want our students to begin in the action and add the details (backfill) as the story progresses.

action activities

What can you do at home to support planning?

Next time you are watching a movie with your children, talk about how the movie begins with lots of action to grab your attention. Action movies (e.g. James Bond) are especially good at this.

This works for books, too. Next time you begin a new book, talk about how the beginning hooks you in and makes the reader want more!

Before: I leapt out of bed that morning and hurried to get dressed because today Dad was taking us to the zoo. I was really excited because they have this big monkey enclosure there and I am mad about monkeys. I also needed to get some really good photos for my science project.

The before example wastes time with boring detail before the zoo. See how the after example gets straight into the action?

After: 'Here,' I told my sister, 'hold my backpack. I'm just going to get a bit closer to the monkey's cage.'
A bit closer meant over the fence, past the 'No Entry' sign and right up to the wire. 'You're monkey mad,' said my sister. Well, maybe I was, but I was also desperate for an A in my latest science project. A picture of a cute monkey, smiling right at the camera, would make all the difference, right?



TOP TIP

Encourage your children to start their stories right where the action begins. This can be done by starting with a sound, an action or dialogue. This will make the story far more interesting.



STEP 3: *tightening tension*

Seven Steps Writing Tips for Families

what is it?

In writing, the tension scene comes just before the big climax at the end of the story. In movies this is the scene of the soccer final, the exciting car chase or the heroine fighting for her life in a raging river. Great tension scenes should be strong and long.

The tension scene builds up through the pebble, rock and boulder. Writers can use their 5 senses + 1 (what they can see, hear, touch, taste, smell and feel) to make the reader feel like they are right there with the character!

We all know the tension scene in Little Red Riding Hood. Little Red Riding Hood arrives at the cottage and the wolf is in bed in Granny's clothes. Little Red Riding Hood (who obviously needs glasses!) says:

'Oh, Grandmother, what big ears you have!'
'All the better to hear you with.'
'Oh, Grandmother, what big eyes you have!'
'All the better to see you with.'
'Oh, Grandmother, what big hands you have!'
'All the better to hold you with.'
'Oh, Grandmother, what big teeth you have!'
'All the better to EAT YOU WITH!'

See how the scene slowly builds up to be more and more dangerous – and thus frightening? We don't start with the teeth, we start with the ears and the wolf trying to coax Little Red Riding Hood to come nearer and nearer.

action activities

What can you do at home to support tightening tension?

Read picture books with your children and look for tension scenes. Picture books are short, so it's easy to find where the all-important tension builds before the ending. Here are some suggestions to get you started: The Gruffalo, Wombat Stew, The Three Little Pigs, Hansel and Gretel.



TOP TIP

Emotion always takes time to build up, so in tension scenes remember to start small and 'escalate' to a powerful climax. Encourage your children to brainstorm ideas using the 5 senses + 1 technique before they begin writing



CANTEEN NEWS

Lunch Orders

Please remember to order your child/ren's lunch. An increasing number of students are coming to the canteen at lunchtime to collect an order that has not been placed. This can be very upsetting for the child involved, and often means they have to wait for Tracey to prepare something for their lunch. Ideally, orders should be placed the night before to avoid the morning rush.

Children are welcome to bring cash to the canteen at lunchtime for snacks.

Please continue to order Recess and Lunch through Compass.

TO NOTE

Phone calls from the School number

Please ensure you listen to the voicemail that is left by a staff member if you have this service available. Knowing whom you need to speak to when you return the call is vital for your call to be directed to the right person.

Clothing Pool

Will be open on Friday mornings from 8 am - 9 am for your convenience.

Staff Spotlight



Name: Jacqueline Fletcher

Role at St Brendan's: Religious Education Coordinator / Acting Assistant Principal

Birthday: St Patrick's Day, 17 March

Siblings: One older sister and one younger brother

Favourite Food: Thai

Favourite Colour: Red

Do you have any pets? If so what type of pet? I have a new puppy. She is a Golden Labrador and her name is Honey.

What is your favourite thing to do on the weekend? Taking my dog to the beach or the lake.

What is your favourite hobby? I love to watch my son play soccer.

Anything you'd like us to know about you? I am a grandmother! My son has a little boy!

Name: Stephanie Mind

Role at St Brendan's: 5 Blue - with Mel Townsend

Birthday: 30 June

Siblings: One younger brother

Favourite Food: Sushi

Favourite Colour: Yellow

How long have you been teaching? 13 years

Do you have any pets? If so what type of pet? Yes, two english staffies. Harlow and Winnie.

What is your favourite thing to do on the weekend? To be outdoors and either doing something active or relaxing at the beach with my family.

What is your favourite hobby? Running or travelling

Anything you'd like us to know about you? I have a one year old son, Darcy. I love to travel! I have been to America, Canada, Europe, Asia and still ticking off the list. My favourite place I have ever been would have to be Santorini or Lisbon, Portugal.



IMPORTANT DATES FOR YOUR CALENDAR

Term 2

20 May	Assembly - Yr. 3-6; 2:20 pm
24 May	Mary Help of Christian's Mass 11:00 am - Yr. 3-6 hosted by Yr. 4
25-27 May	Year 6 Camp - Canberra
26 May	Sorry Day Liturgy - 8:20 am - Whole school
1 June	Year 5 Parish Mass - 9:00 am
4 June	Parish Family Mass
8 June	Year 6 Parish Mass - 9:00 am
13 June	Queen's Birthday Holiday
14 June	Winter Uniform Transition
15 June	Year 1 Parish Mass
18 June	First Eucharist Mass
24 June	Sacred Heart of Jesus Mass 11:00 am - Yr. K-2 hosted by Kinder
29 June	CC Soccer Gala Day Yr. 5 & 6
30 June	NAIDOC Week Liturgy - 9:00 am
1 July	CSBB Staff Development Day/Pupil Free Day

Children's Liturgy St Brendan's Church - Saturdays 5:00 pm

21 May
28 May
11 June
25 June

We are pleased to advise that the Music Bus is back!



Lessons are available in:

- Keyboard (K - Yr 6)
- Ukulele (K - Yr 6)
- Drums (Yr 1 - Yr 6)
- Guitar (Yr 2 - Yr 6)
- Singing (K - Yr 6)

If you wish to register an interest to join please complete the [online form](#)

Why we're different

- 1. We come to your school:** We offer all students, regardless of background or prior experience, specialist instrument lessons right on school grounds. That means less travel time for busy families.
- 2. We're affordable:** Our lessons are around half the price of private tuition. We also supply all the instruments during class, taking the burden off having to buy one right away.
- 3. Learning is fun:** The customised curriculum is set in a fun environment, focusing on music reading, playing, arranging and performing to help build skills and self-esteem - with lots of fun competitions and awards throughout the term.
- 4. Glowing reviews:** The award-winning Music Bus program has received positive feedback from the Dept of Ed and NSW Creative Arts Department - not to mention from countless parents and Principals in your community.

Benefits of Music Education

Numerous studies have suggested that studying music stimulates parts of the brain that are linked to maths and cognitive abilities, which may give your child an advantage in the classroom.

Learning an instrument can be a great way of enhancing kids' social skills. Learning in a group can help encourage youngsters to interact with their peers by working towards common goals and listening to each other!

Research has shown that listening to and playing music can stimulate brain development and improve memory which will increase their learning abilities.



If you like what you hear and would like to book lessons for your child contact us today.

BOOK NOW - Phone 1300 168 742 or visit www.themusicbus.com.au

**BOOK
NOW!**

Get on and Rock! At Your school!



The Music Bus brings music education and fun to your school.

ABOUT THE MUSIC BUS

The Music Bus visits over 300 schools a week, bringing music into the lives of over 5,000 students across Australia.

The Music Bus is the classroom (the bus!), teacher, instruments and curriculum all in one complete package - and it's at your school.


Made up of weekly half-hour lessons, The Music Bus is fun, engaging and will inspire your child each and every week.

OUR PROGRAMS

The Music Bus offers modern and rock-style courses, using well-known songs to engage students at all ability levels. High-quality instruments are provided and our experienced teachers use extensive backing tracks, developing confidence, rhythm and teamwork.

Cost: \$20 per weekly 30 min lesson (Drums \$22)

*Lessons paid by the term on commencement



MBUS0103 V2.11/19

BOOK NOW - Phone 1300 168 742 or visit www.themusicbus.com.au